

sites, respectively. The  $S_3$  resonance is due to a  $\text{Si}^{29}$  atom in the 2 nn shell.

### ACKNOWLEDGMENTS

Discussions with D. K. Brice, H. J. Stein, A. C. Switendick, F. L. Vook, and G. D. Watkins on various

aspects of this work have been particularly helpful. G. D. Watkins suggested the possibility that the  $\text{Si}^{29}$  SHF interactions ( $S_1$  and  $S_2$ ) might be explained on the basis of an oscillatory character in the wave function without invoking a large lattice distortion. The competent assistance of N. D. Wing in many of the measurements is very much appreciated.

## Spin-Lattice Relaxation in a $\Gamma_8$ Quartet: $\text{Er}^{3+}$ in $\text{MgO}$

M. BORG, R. BUISSON, AND C. JACOLIN

*Laboratoire de Spectrométrie Physique,\* Faculté des Sciences de Grenoble, France*

(Received 19 May 1969)

The orbit-lattice Hamiltonian for rare-earth ions is obtained using a new approach in which it is not necessary to calculate the normal modes of the cluster consisting of the central ion and its first neighbors. The determination of the parameters describing the first-order orbit-lattice coupling is greatly simplified, whatever the environment. The problem of relaxation of a  $\Gamma_8$  ground quartet is then studied. The equations of evolution of the populations are solved for one-phonon and two-phonon processes, and the relaxation times are calculated. It is shown that, under certain initial conditions, two relaxation times are sufficient. The angular variation for the one-phonon process is established. The calculations are greatly simplified by noting relations between matrix elements which were obtained from local symmetry and time-reversal considerations. The experimental results on  $\text{MgO}:\text{Er}^{3+}$  verify the existence of two relaxation times and confirm their predicted angular variation. The discrepancy (a factor of 4) between experimental and theoretical values is discussed.

### I. INTRODUCTION

THERE are some cases in which the splitting of the ground term of a rare-earth ion by the cubic-crystalline field results in a quartet as the ground state. This quartet, which can appear only in Kramers ions, is associated with the  $\Gamma_8$  representation of the  $O_h$  group. Bleaney<sup>1</sup> and Ayant *et al.*<sup>2</sup> have developed the theory of these quartets. EPR has shown their existence and, among them, the  $\text{MgO}:\text{Er}^{3+}$  system has been studied in great detail.<sup>3,4</sup> It is of interest to pursue this work by studying the spin-phonon coupling in this system.

Much attention has been devoted to the theoretical and experimental study of spin-phonon coupling in rare-earth ions.<sup>5-11</sup> But the special case of  $\Gamma_8$  has never

been considered theoretically,<sup>12</sup> and we know of only one experiment in which an attempt was made to measure the relaxation time, that of Bierig *et al.*<sup>13</sup> on  $\text{CaF}_2:\text{Dy}^{3+}$ . In their case, the relaxation time was too short to be observed. Dobrov<sup>14</sup> tried to measure the spin-phonon coupling by acoustic resonance, but his results were not fully explained. We shall see that the behavior of  $\text{MgO}:\text{Er}^{3+}$  is, on the contrary, well understood.

In Sec. II of this paper, we deduce the orbit-lattice Hamiltonian expression, using a new approach, and we show that, for direct and Orbach processes, it is not necessary to consider only the cluster consisting of the ion and its first neighbors. We arrive at the same formal result as Orbach but with a more general meaning for the parameters describing the coupling. In addition, the calculation of these parameters for each particular case is greatly simplified, as we indicate in the Appendix. In Secs. III and IV, we give the outline of the calculation of the relaxation times due to the direct process for a  $\Gamma_8$  quartet, with application to the case of  $\text{MgO}:\text{Er}^{3+}$ . The full use of symmetry considerations enables us to find relations between matrix elements and to show that

\* Laboratoire associé au C.N.R.S.

<sup>1</sup> B. Bleaney, Proc. Phys. Soc. (London) **B73**, 937 (1959).

<sup>2</sup> Y. Ayant, E. Belorizky, and J. Rosset, J. Phys. Radium **23**, 201 (1962).

<sup>3</sup> D. Descamps and Y. Merle d'Aubigné, Phys. Letters **8**, 5 (1964).

<sup>4</sup> E. Belorizky, Y. Ayant, D. Descamps, and Y. Merle d'Aubigné, J. Phys. **27**, 313 (1966).

<sup>5</sup> R. Orbach, Proc. Roy. Soc. (London) **A264**, 458 (1961).

<sup>6</sup> P. L. Scott and C. D. Jeffries, Phys. Rev. **127**, 32 (1962).

<sup>7</sup> Cha-Yuan-Huang, Phys. Rev. **139**, A241 (1965).

<sup>8</sup> R. C. Mikkelsen and H. J. Stapleton, Phys. Rev. **140**, A1968 (1965).

<sup>9</sup> E. S. Sabisky and C. H. Anderson (unpublished).

<sup>10</sup> A. A. Manenkov and R. Orbach [*Spin Lattice Relaxation in Ionic Solids* (Harper & Row Publishers, Inc., New York, 1966)] give a review of the general problem of the relaxation until 1966.

<sup>11</sup> R. Orbach and M. Blume, Phys. Rev. Letters **8**, 478 (1962).

<sup>12</sup> In Ref. 11, R. Orbach and M. Blume have cited the case of a  $\Gamma_8$  ground state only to give an example where the  $T^{-5}$  temperature dependence of spin-lattice relaxation time could hold.

<sup>13</sup> R. W. Bierig, M. J. Weber, and S. I. Warshaw, Phys. Rev. **134**, A1504 (1964).

<sup>14</sup> W. I. Dobrov, Phys. Rev. **146**, 268 (1966).

they can all be deduced from usual tables for matrix elements. The solution of the equations of evolution for populations indicates that, with our experimental conditions, two relaxation times are sufficient to describe the return to equilibrium at low temperatures. In Sec. V, we give the experimental methods, and the results of measurements are compared with the theoretical predictions.

## II. ORBIT-LATTICE HAMILTONIAN

### A. Discussion of Approximations

To obtain the Hamiltonian describing the coupling between the magnetic moment of the ion and the crystalline vibrations, called by Orbach the orbit-lattice Hamiltonian, a number of approximations have been made by Van Vleck,<sup>15</sup> which have since been generally accepted. We shall consider two of them: (A) The ion is coupled only to its first neighbors; (B) the wavelength of the active crystalline vibrations is much greater than the interatomic separation. For the direct process and, in most cases, for the Orbach process, the approximation (B) is valid. Then, near the ion, the relative displacements of the neighbors are uniform and can be described by the tensor  $\sigma_{uv}$ , such that

$$\Delta r_u = r_u - r_u^0 = \sum_v \sigma_{uv} r_v^0,$$

or

$$\sigma_{uv} = \frac{\partial \Delta r_u}{\partial r_v^0}, \quad (u, v = x, y, z) \quad (1)$$

where  $r_u$  are the coordinates of the ion ( $r_u^0$  the equilibrium values) and  $\Delta r_u$  are the displacement components.

The nine Cartesian components of  $\sigma_{uv}$  can be linearly combined to give nine new components belonging to the irreducible representations of the rotation group:  $\mathfrak{D}_0$ ,  $\mathfrak{D}_1$ ,  $\mathfrak{D}_2$  because  $\mathfrak{D}_1 \times \mathfrak{D}_1 = \mathfrak{D}_0 + \mathfrak{D}_1 + \mathfrak{D}_2$ . To take into account the symmetry of the environment, it is better to use new linear combinations which belong to the irreducible representations of the group of local symmetry.  $\sigma(\Gamma_\alpha, \beta)$  will denote the linear combination which transforms like the  $\beta$ th component of the representation  $\Gamma_\alpha$ . The explicit form can be obtained easily for each group.

In the  $O_h$  group,  $\mathfrak{D}_0 + \mathfrak{D}_1 + \mathfrak{D}_2$  reduces to  $\Gamma_{1g} + \Gamma_{3g} + \Gamma_{4g} + \Gamma_{5g}$ . We point out that, for  $\Gamma_\alpha = \Gamma_{1g}$ ,  $\Gamma_{3g}$ ,  $\Gamma_{5g}$ , the  $\sigma(\Gamma_\alpha, \beta)$  are identical to the equivalent linear combinations of the Cartesian components of the strain tensor  $\epsilon_{ij}$ , that is to say:  $\sigma(\Gamma_\alpha, \beta) = \epsilon(\Gamma_\alpha, \beta)$ . The ion displacements described by the  $\sigma(\Gamma_{4g}, \beta)$  are identical to those resulting from infinitesimal rotations of the neighborhood of the paramagnetic ion. The explicit forms of the  $\sigma(\Gamma_\alpha, \beta)$  are quoted in the Appendix.

We shall see that, with such a description, approximation (A) is superfluous, and that it is possible to take

into account the interaction between the central ion and all the ions not too far away (the critical distance being the wavelength of the vibration).

In this paper, we adopt the approximation (B) and we suppose, in addition, that: (C) the substitution of a lattice cation by a paramagnetic ion does not modify the lattice parameter (see Sec. III); (D) the crystalline vibrations can be described by the Debye model; (E) the concentration of paramagnetic ions is small and the dipolar coupling is negligible. Though approximations (B) and (D) are not good for the Raman process, we shall use them to obtain an order of magnitude for the relaxation time.

### B. Derivation of Orbit-Lattice Hamiltonian

We start from the expansion of the crystalline field in terms of spherical harmonics:

$$V = \sum_{l,m,0} A_{lm} r_0^l Y_l^m(\theta_0, \varphi_0), \quad (2)$$

where the sum  $\sum_0$  is over the paramagnetic electrons of coordinates  $(r_0, \theta_0, \phi_0)$ . In this expansion, only the  $A_{lm}$  terms depend on the position of the neighboring ions.

As the lattice vibrations have small amplitude, the displacements of the ions are small. We can then expand the energy (2) in terms of the components of the tensor  $\sigma$ <sup>16</sup>

$$V = V_{st} + \sum_{\alpha, \beta} \left[ \frac{\partial V}{\partial \sigma(\Gamma_\alpha, \beta)} \right]_{eq} \sigma(\Gamma_\alpha, \beta) + \text{second-order terms}. \quad (3)$$

$V_{st}$  is the static energy. The derivative must be evaluated with the equilibrium value of the neighbor positions.

By rearranging the terms in Eq. (3), we get, for the first-order term,

$$V_{OL} = \sum_{\substack{l=2,4,6; \\ 0; \alpha, \beta, a}} V_0(\Gamma_\alpha, l, a) C_0(\Gamma_\alpha^*, l, a, \beta) \sigma(\Gamma_\alpha, \beta). \quad (4)$$

Using the Stevens's equivalent operators<sup>17</sup>, we obtain the orbit-lattice Hamiltonian

$$V_{OL} = \sum_{l, a, \alpha, \beta} V(\Gamma_\alpha, l, a) s_l O(\Gamma_\alpha^*, l, a, \beta) \sigma(\Gamma_\alpha, \beta). \quad (5)$$

In Eqs. (4) and (5), the  $C_0(\Gamma_\alpha, l, a, \beta)$  are, for each electron, the linear combination of spherical harmonics<sup>18</sup> of order  $l$  belonging to the  $\beta$ th component of the representation  $\Gamma_\alpha$ , and  $O(\Gamma_\alpha, l, a, \beta)$  is the associated equivalent operator. The index  $a$  distinguishes between two groups of linear combinations belonging to the same

<sup>16</sup> R. Buisson, Ph.D. Thesis, Faculté des Sciences, Grenoble, 1968 (unpublished).

<sup>17</sup> K. W. H. Stevens, Proc. Phys. Soc. (London) **A65**, 209 (1952).

<sup>18</sup> We use unnormalized spherical harmonics defined by  $C_l^m = [4\pi/(2l+1)]^{1/2} Y_l^m$ .

<sup>15</sup> J. H. Van Vleck, Phys. Rev. **57**, 426 (1940).

representation;  $s_l$  is the appropriate Stevens's multiplicative factor ( $s_l = \alpha, \beta, \gamma$  for  $l=2, 4, 6$  in the Stevens notation). The appropriate linear combinations can be obtained, for the more common groups, from the tables given by Griffith.<sup>19</sup> The  $V(\Gamma_{\alpha}, \beta, a)$  are the "parameters" which remain when all the symmetry properties are used. Their number is then fixed for a given symmetry group, whatever the surrounding and the number of normal modes of the cluster considered.

In the case of the  $O_h$  group, there are 11 coefficients  $V(\Gamma_{\alpha}, l, a)$ . That number is frequently reduced to 7 by suppressing the  $\Gamma_{1g}$  and  $\Gamma_{4g}$  terms.<sup>14,20</sup> It is possible to disregard the  $\Gamma_{1g}$  terms as soon as the nearest multiplet which belongs to the same representation as the ground multiplet is far away: such a situation is commonly encountered. For the  $\Gamma_{4g}$  terms, one can only point out that they are ineffective inside a multiplet which belongs to a given representation  $\Gamma_{\alpha}$  because neither the symmetrical product ( $\Gamma_{\alpha} \times \Gamma_{\alpha}$ ) for a non-Kramers ion nor the antisymmetrical product  $\{\Gamma_{\alpha} \times \Gamma_{\alpha}\}$  for a Kramers ion contain the  $\Gamma_{4g}$  representation.<sup>21</sup> But, when transitions between various multiplets are of importance, the  $\Gamma_{4g}$  terms have to be included, as they must be in the second-order terms of Eq. (3).<sup>22</sup>

We can, thus, rewrite Eq. (5), for the case of  $O_h$  symmetry, as

$$V_{OL} = \sum_{\substack{l=2,4,6a,6b \\ \alpha=1g,3g,4g,5g;\beta}} V(\Gamma_{\alpha}, l, s_l O(\Gamma_{\alpha}^*, l, \beta) \sigma(\Gamma_{\alpha}, \beta)). \quad (6)$$

Some of the  $C(\Gamma_{\alpha}, l, \beta)$  have been quoted in Ref. 20. The others can easily be deduced from the tables of Ref. 19, taking the same convention for the basis of the representations as that used for the  $\sigma(\Gamma_{\alpha}, \beta)$  quoted in the Appendix.

The last step is to express the  $\sigma_{uv}$  in terms of the lattice normal modes. For a Bravais lattice, or, for other lattices, counting only acoustical modes [approximation (D)], one has

$$\sigma_{uv} = i \sum_p \left( \frac{\hbar}{2M\omega_p} \right)^{1/2} \Phi_u^p k_v^p (a_p - a_p^\dagger),$$

where  $\omega_p$ ,  $k_v^p$ ,  $\Phi_u^p$ ,  $a_p$ , and  $a_p^\dagger$  are, respectively, the angular frequency, the wave-vector components, the polarization components, the annihilation operator, and the creation operator of the mode  $p$ . The expressions for  $\sigma(\Gamma_{\alpha}, \beta)$  can be easily deduced.

In the calculation of the relaxation time, we shall need the average value of the strain-matrix elements for all polarizations and propagation directions of the modes of a given frequency. We give below the result of

this averaging along with the orthogonality properties<sup>15</sup>:

$$\begin{aligned} & |\langle n_p | \sigma(\Gamma_{\alpha}, \beta) | n_p + 1 \rangle \langle n_p + 1 | \sigma^\dagger(\Gamma_{\alpha'}, \beta') | n_p \rangle|_{\text{av}} \\ &= \delta_{\alpha\alpha'} \delta_{\beta\beta'} \frac{\hbar\omega(N+1)}{12Mv_m^2}. \end{aligned}$$

In this equation,  $v_m$  is an average velocity of sound. For  $\alpha=3g$  and  $5g$ ,  $v_m$  is defined by

$$(1/v_m^2) = (6/5)(1/3v_l^2 + 1/2v_t^2),$$

where  $v_l$  and  $v_t$  are the velocities of longitudinal and transversal modes.

For  $\alpha=4g$ ,  $v_m$  is simply  $v_t$  because longitudinal modes do not induce displacements associated to be  $\sigma(\Gamma_{4g}, \beta)$ , and for  $\alpha=1g$ ,  $v_m$  is simply  $v_l$ .

$N$ , the mean number of quanta in a mode of frequency  $\omega$  at temperature  $T$ , is given by

$$N = 1/(e^{\hbar\omega/kT} - 1).$$

In conclusion, Eq. (6) is formally identical with that deduced from considerations of the normal modes of the cluster.<sup>14,20</sup> But, with our presentation, the meaning of the  $V(\Gamma_{\alpha}, l, a)$  is more general. In addition, we have obtained Eq. (6) without taking into account the details of the neighborhood of the ion. Of course, the expression of the  $V(\Gamma_{\alpha}, l, a)$  depends on the actual surroundings and can be obtained easily with our method for each particular case. We give, in the Appendix, the general outlines of the calculation within the approximation of point charges.

It is clear that the method can be extended to any symmetry group. The number of parameters (243 in the case of no symmetry at all) is easily determined in each case, and, by the method shown in the Appendix, one may simplify considerably the calculation of these parameters.

Finally, we want to point out that the parameters introduced fully describe the coupling of the ion with the lattice. They are not "effective parameters," as those introduced in the dynamic-spin Hamiltonian, and it is for this reason that their number is so great. We shall see, in Sec. III, that two specific linear combinations of them are sufficient to describe the *direct process* in a  $\Gamma_8$  quartet. In other terms, two phenomenological parameters should be sufficient.

### III. RELAXATION IN $\Gamma_8$ QUARTET

We shall now apply the results of Sec. II to the case in which the ground state of the rare-earth ion is a  $\Gamma_8$  quartet. A static magnetic field lifts the degeneracy, and the four levels  $a$ ,  $b$ ,  $c$ , and  $d$  have energies such that (Fig. 1)  $E_a = -E_b$  and  $E_c = -E_d$ . The eigenstates  $|a\rangle$  and  $|b\rangle$  are Kramers conjugate, as also are  $|c\rangle$  and  $|d\rangle$ .

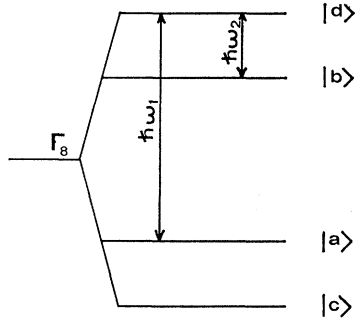
In addition to the approximations indicated in Sec. II, we shall suppose that the quadratic Zeeman effect is negligible.

<sup>19</sup> J. S. Griffith, *The Theory of Transition Metal Ions* (Cambridge University Press, New York, 1961).

<sup>20</sup> M. Blume and R. Orbach, *Phys. Rev.* **127**, 1587 (1962).

<sup>21</sup> M. Borg, Thesis, Faculté des Sciences, Grenoble, 1967 (unpublished).

<sup>22</sup> D. K. Ray, T. Ray, and S. K. Gupta (to be published).

FIG. 1. Zeeman splitting of a  $\Gamma_8$  quartet.

First, we consider the one-phonon process. We calculate the relaxation times and determine their variation with the magnetic-field orientation. We then solve the equations of evolution for the two-phonon processes in the range of temperature where these processes dominate.

#### A. Direct Process

The probability per unit time for a spin to go from the state  $|b\rangle$  to the state  $|a\rangle$ , emitting a phonon of energy  $\hbar\omega = (E_b - E_a)$ , is<sup>21</sup>

$$W_{b \rightarrow a} = (1/4\pi\rho v^5 \hbar) [(E_b - E_a)/\hbar]^3 \Delta_{ab}^2 (N+1),$$

where

$$\Delta_{ab}^2 = \sum_{\alpha, \beta} \sum_l |V(\Gamma_\alpha, l) S_l \langle a | O(\Gamma_\alpha, l, \beta) | b \rangle|^2$$

and  $\rho$  is the density of the crystal and  $v$  a mean velocity

$$A = \begin{vmatrix} -p - P e^{-\hbar\omega_1/kT} & 0 \\ 0 & -P - p e^{-\hbar\omega_2/kT} \\ p & P \\ P e^{-\hbar\omega_1/kT} & p e^{-\hbar\omega_2/kT} \end{vmatrix}$$

The operator  $G$  is not Hermitian. The roots of its secular equation are

$$\begin{aligned} r_1 &= 0, \\ r_2 &= -p(1 + e^{-\hbar\omega_2/kT}) - P(1 + e^{-\hbar\omega_1/kT}), \\ r_3 &= -P(1 + e^{-\hbar\omega_1/kT}), \\ r_4 &= -p(1 + e^{-\hbar\omega_2/kT}). \end{aligned}$$

The eigenvalues are all different. It is then possible to choose a basis of  $R^4$  which diagonalizes  $A$ . In this new basis, the differential equation (7) is easily integrated. If the equilibrium values of the populations are denoted by  $(N_a)_{t=\infty}$ ,  $(N_b)_{t=\infty}$ , ..., then the solution of (7) may be written as

$$\begin{aligned} N_a &= (N_a)_{t=\infty} + C_2 e^{r_2 t} + C_3 e^{-\hbar\omega_2/2kT} e^{r_3 t} + C_4 e^{\hbar\omega_1/2kT} e^{r_4 t}, \\ N_b &= (N_b)_{t=\infty} + C_2 e^{r_2 t} - C_3 e^{\hbar\omega_2/2kT} e^{r_3 t} - C_4 e^{-\hbar\omega_1/2kT} e^{r_4 t}, \\ N_c &= (N_c)_{t=\infty} - C_2 e^{r_2 t} + C_3 e^{\hbar\omega_2/2kT} e^{r_3 t} - C_4 e^{\hbar\omega_1/2kT} e^{r_4 t}, \\ N_d &= (N_d)_{t=\infty} - C_2 e^{r_2 t} - C_3 e^{-\hbar\omega_2/2kT} e^{r_3 t} + C_4 e^{-\hbar\omega_1/2kT} e^{r_4 t}, \end{aligned}$$

defined by

$$1/v^5 = (6/5)(1/3v_i^5 + 1/2v_t^5).$$

The probability for the reverse process is

$$W_{a \rightarrow b} = \frac{1}{4\pi\rho v^5 \hbar} \left( \frac{E_b - E_a}{\hbar} \right)^3 \Delta_{ab}^2 N.$$

In the case of systems with an odd number of electrons, the interaction Hamiltonian, which is an even operator with respect to time reversal, has zero-matrix elements between two Kramers conjugate states

$$W_{ab} = W_{cd} = 0.$$

Moreover,

$$\begin{aligned} |\langle a, n+1 | V_{OL} | d, n \rangle| &= |\langle b, n | V_{OL} | c, n+1 \rangle|, \\ |\langle a, n | V_{OL} | c, n+1 \rangle| &= |\langle b, n+1 | V_{OL} | d, n \rangle|. \end{aligned}$$

If  $p$  and  $P$  denote the probabilities  $W_{db}$  and  $W_{da}$ , we have

$$\begin{aligned} p &= W_{db} = W_{ac}, \quad P = W_{da} = W_{bc}; \\ W_{bd} &= W_{ca} = p e^{-(E_d - E_b)/kT} = p e^{-\hbar\omega_2/kT}, \\ W_{ad} &= W_{cb} = P e^{-(E_d - E_a)/kT} = P e^{-\hbar\omega_1/kT}. \end{aligned}$$

The equations of evolution for the populations  $N_a$ ,  $N_b$ ,  $N_c$ , and  $N_d$  of the four levels can be written

$$\frac{d\mathbf{N}}{dt} = G\mathbf{N}, \quad (7)$$

where  $\mathbf{N}$  is the  $R^4$  vector with components  $N_a$ ,  $N_b$ ,  $N_c$ , and  $N_d$ , and  $G$  is the operator whose associated matrix  $A$  is

$$A = \begin{vmatrix} p e^{-\hbar\omega_2/kT} & P \\ P e^{-\hbar\omega_1/kT} & p \\ -p e^{-\hbar\omega_2/kT} - P e^{-\hbar\omega_1/kT} & 0 \\ 0 & -P - p \end{vmatrix}.$$

where  $C_2$ ,  $C_3$ , and  $C_4$  are constants which depend on the initial conditions. Let us write

$$\lambda = 2C_3 \cosh(\hbar\omega_2/2kT),$$

and

$$\mu = 2C_4 \cosh(\hbar\omega_1/2kT).$$

We then have

$$\begin{aligned} N_a - N_b &= (N_a - N_b)_{t=\infty} + \lambda e^{r_3 t} + \mu e^{r_4 t}, \\ N_c - N_d &= (N_c - N_d)_{t=\infty} + \lambda e^{r_3 t} - \mu e^{r_4 t}, \end{aligned}$$

from which

$$\begin{aligned} \lambda &= \frac{1}{2}(N_a - N_b + N_c - N_d)_{t=0} - \frac{1}{2}(N_a - N_b + N_c - N_d)_{t=\infty}, \\ \mu &= \frac{1}{2}(N_a - N_b - N_c + N_d)_{t=0} - \frac{1}{2}(N_a - N_b - N_c + N_d)_{t=\infty}. \end{aligned}$$

In our experimental conditions, we observe the time variation of  $N_a - N_b$ . We shall suppose that the perturbation is applied for a time sufficiently short to modify only the populations of levels  $a$  and  $b$  and to leave the  $c$  and  $d$  levels unchanged.

We then obtain

$$(N_a - N_b)_t - (N_a - N_b)_{t=\infty} = -(N_a - N_b)_{t=\infty} (e^{-t/\tau_1^D} + e^{-t/\tau_2^D}),$$

when the populations are initially inverted, and

$$(N_a - N_b)_t - (N_a - N_b)_{t=\infty} = -\frac{1}{2}(N_a - N_b)_{t=\infty} (e^{-t/\tau_1^D} + e^{-t/\tau_2^D}),$$

when the populations are initially made equal by saturation. The relaxation times  $\tau_1^D$  and  $\tau_2^D$  are given by

$$1/\tau_1^D = -r_3 = (1/4\pi\rho v^5 \hbar) \times [(E_d - E_a)/\hbar]^3 \Delta_{ad}^2 \coth[(E_d - E_a)2kT],$$

and

$$1/\tau_2^D = -r_4 = (1/4\pi\rho v^5 \hbar) \times [(E_d - E_b)/\hbar]^3 \Delta_{bd}^2 \coth[(E_d - E_b)2kT].$$

Since, generally,

$$(E_d - E_a)/2kT \ll 1,$$

we can write to a good approximation

$$\begin{aligned} 1/\tau_1^D &= (kT/2\pi\rho v^5 \hbar^2) [(E_d - E_a)/\hbar]^2 \Delta_{ad}^2, \\ 1/\tau_2^D &= (kT/2\pi\rho v^5 \hbar^2) [(E_d - E_b)/\hbar]^2 \Delta_{bd}^2. \end{aligned} \quad (8)$$

For a fixed orientation of the magnetic field,  $1/\tau_1^D$  and  $1/\tau_2^D$  are proportional to  $H^2$  (in the case of Kramers systems with a  $\Gamma_6$  or  $\Gamma_7$  ground level,  $\tau^D \propto T^{-1}H^{-4}$  for the direct process).

### B. Calculation of Matrix Elements of Orbit-Lattice Hamiltonian

Let us choose, for the frame of reference, the 3 fourfold axes of the cube. When  $\mathbf{H}$  is parallel to  $0z$ , the eigenstates of the Zeeman sublevels, which we shall denote by  $\|M\rangle$ , are given by

$$\|\pm \frac{3}{2}\rangle = \sum_{M_J} \alpha_{M_J} |J, \pm M_J\rangle \quad \text{with } M_J = \pm \frac{3}{2} \bmod 4,$$

$$\|\pm \frac{1}{2}\rangle = \sum_{M_J} \alpha_{M_J} |J, \pm M_J\rangle \quad \text{with } M_J = \pm \frac{1}{2} \bmod 4.$$

These four particular eigenstates will be chosen as the basis for the subspace associated with the  $\Gamma_8$  representation.

We obtain, by application of the time-reversal operation,

$$\begin{aligned} \langle \frac{1}{2} \| V_{OL} \| -\frac{1}{2} \rangle &= \langle \frac{3}{2} \| V_{OL} \| -\frac{3}{2} \rangle = 0, \\ \langle \frac{1}{2} \| V_{OL} \| \frac{3}{2} \rangle &= -\langle -\frac{1}{2} \| V_{OL} \| -\frac{3}{2} \rangle^\dagger, \\ \langle \frac{1}{2} \| V_{OL} \| -\frac{3}{2} \rangle &= \langle -\frac{1}{2} \| V_{OL} \| \frac{3}{2} \rangle^\dagger, \end{aligned}$$

where the dagger denotes Hermitian conjugate (because these matrix elements are, in fact, lattice operators).

From the selection-rule theorem,

$$\begin{aligned} \langle \frac{1}{2} \| O_l^m \| \frac{3}{2} \rangle &\neq 0 \quad \text{only if } m = -5, -1, +3, \\ \langle -\frac{1}{2} \| O_l^m \| \frac{3}{2} \rangle &\neq 0 \quad \text{only if } m = \pm 2, \pm 6. \end{aligned}$$

We then deduce

$$\langle \frac{1}{2} \| V_{OL} \| \frac{3}{2} \rangle = \left[ \sum_{l=2,4,6a,6b} \langle \frac{1}{2} \| O(\Gamma_{5g}, l, 1) \| \frac{3}{2} \rangle \times s_l V(\Gamma_{5g}, l) \right] \epsilon(\Gamma_{5g}, 1)$$

$$= A(\Gamma_{5g}, 1) \epsilon(\Gamma_{5g}, 1),$$

$$\langle \frac{3}{2} \| V_{OL} \| \frac{3}{2} \rangle = \left[ \sum_l \langle \frac{3}{2} \| O(\Gamma_{3g}, l, \theta) \| \frac{3}{2} \rangle s_l V(\Gamma_{3g}, l) \right] \epsilon(\Gamma_{3g}, \theta)$$

$$= A(\Gamma_{3g}, \theta) \epsilon(\Gamma_{3g}, \theta),$$

$$\langle \frac{1}{2} \| V_{OL} \| \frac{1}{2} \rangle = \left[ \sum_l \langle \frac{1}{2} \| O(\Gamma_{3g}, l, \theta) \| \frac{1}{2} \rangle s_l V(\Gamma_{3g}, l) \right] \epsilon(\Gamma_{3g}, \theta)$$

$$= A'(\Gamma_{3g}, \theta) \epsilon(\Gamma_{3g}, \theta),$$

and

$$\langle -\frac{1}{2} \| V_{OL} \| \frac{3}{2} \rangle = \langle -\frac{1}{2} \| V_{OL}(\Gamma_{3g}) \| \frac{3}{2} \rangle + \langle -\frac{1}{2} \| V_{OL}(\Gamma_{5g}) \| \frac{3}{2} \rangle,$$

where

$$\begin{aligned} \langle -\frac{1}{2} \| V_{OL}(\Gamma_{3g}) \| \frac{3}{2} \rangle &= \left[ \sum_l \langle -\frac{1}{2} \| O(\Gamma_{3g}, l, \xi) \| \frac{3}{2} \rangle \times s_l V(\Gamma_{3g}, l) \right] \epsilon(\Gamma_{3g}, \xi) \\ &= A(\Gamma_{3g}, \xi) \epsilon(\Gamma_{3g}, \xi), \end{aligned}$$

and

$$\begin{aligned} \langle -\frac{1}{2} \| V_{OL}(\Gamma_{5g}) \| \frac{3}{2} \rangle &= \left[ \sum_l \langle -\frac{1}{2} \| O(\Gamma_{5g}, l, 0) \| \frac{3}{2} \rangle \times s_l V(\Gamma_{5g}, l) \right] \epsilon(\Gamma_{5g}, 0) \\ &= A(\Gamma_{5g}, 0) \epsilon(\Gamma_{5g}, 0). \end{aligned}$$

The computation of  $A(\Gamma_{5g}, 1)$  and  $A(\Gamma_{5g}, -1)$  requires the knowledge of matrix elements which are not tabulated. We show, however, that these are simply related to  $A(\Gamma_{5g}, 0)$ , which is easily evaluated.

The starting point is the invariance of any matrix element under any operation of the group. We shall, for instance, use the invariance of  $\langle \frac{1}{2} \| O(\Gamma_{5g}, l, 1) \| \frac{3}{2} \rangle$  under the rotation  $\mathbf{R}(0x, \pi/2)$ . As  $\mathfrak{D}_{3/2} = \Gamma_{8g}$ , we have, from the explicit expression of the matrix  $\mathfrak{D}_{3/2}(0x, \pi/2)$ ,

$$R\|\frac{3}{2}\rangle = \frac{1}{2\sqrt{2}}\|\frac{3}{2}\rangle - \frac{i\sqrt{3}}{2\sqrt{2}}\|\frac{1}{2}\rangle - \frac{\sqrt{3}}{2\sqrt{2}}\|-\frac{1}{2}\rangle + \frac{i}{2\sqrt{2}}\|-\frac{3}{2}\rangle,$$

$$R\|\frac{1}{2}\rangle = -\frac{i\sqrt{3}}{2\sqrt{2}}\|\frac{3}{2}\rangle - \frac{1}{2\sqrt{2}}\|\frac{1}{2}\rangle - \frac{i}{2\sqrt{2}}\|-\frac{1}{2}\rangle - \frac{\sqrt{3}}{2\sqrt{2}}\|-\frac{3}{2}\rangle.$$

From  $\Gamma_{5g} = \Gamma_{4g} \times \Gamma_{2g}$ , and from  $\mathfrak{D}_1 = \Gamma_{4g}$ , we deduce<sup>23</sup>

$$\begin{aligned} R[O(\Gamma_{5g}, l, 1)] &= -\frac{1}{2}O(\Gamma_{5g}, l, 1) \\ &\quad + \frac{i}{\sqrt{2}}O(\Gamma_{5g}, l, 0) + \frac{1}{2}O(\Gamma_{5g}, l, -1). \end{aligned}$$

<sup>23</sup> These formulas for the transformation of operators and wave functions under  $\mathbf{R}(0x, \pi/2)$  are also given in Ref. 19.

The invariance of  $\langle \frac{1}{2} \| O(\Gamma_{5g}, l, 1) \| \frac{3}{2} \rangle$  leads to

$$\langle \frac{1}{2} \| O(\Gamma_{5g}, l, 1) \| \frac{3}{2} \rangle = -\sqrt{2} \langle -\frac{1}{2} \| O(\Gamma_{5g}, l, 0) \| \frac{3}{2} \rangle,$$

and

$$A(\Gamma_{5g}, 1) = -\sqrt{2} A(\Gamma_{5g}, 0). \quad (9)$$

Similarly, one can relate  $A(\Gamma_{3g}, \theta)$ ,  $A'(\Gamma_{3g}, \theta)$ , and  $A(\Gamma_{3g}, \xi)$ . From

$$R[O(\Gamma_{3g}, l, \xi)] = \frac{1}{2} O(\Gamma_{3g}, l, \xi) - (\sqrt{3}/2) O(\Gamma_{3g}, l, \theta),$$

and from the invariance of  $\langle \frac{1}{2} \| O(\Gamma_{3g}, l, \xi) \| \frac{3}{2} \rangle = 0$  and  $\langle \frac{3}{2} \| O(\Gamma_{3g}, l, \xi) \| \frac{3}{2} \rangle = 0$ , we deduce

$$\langle \frac{3}{2} \| O(\Gamma_{3g}, l, \theta) \| \frac{3}{2} \rangle + 3 \langle \frac{1}{2} \| O(\Gamma_{3g}, l, \theta) \| \frac{1}{2} \rangle + 2 \langle -\frac{1}{2} \| O(\Gamma_{3g}, l, \xi) \| \frac{3}{2} \rangle = 0,$$

and

$$3 \langle \frac{3}{2} \| O(\Gamma_{3g}, l, \theta) \| \frac{3}{2} \rangle + \langle \frac{1}{2} \| O(\Gamma_{3g}, l, \theta) \| \frac{1}{2} \rangle - 2 \langle -\frac{1}{2} \| O(\Gamma_{3g}, l, \xi) \| \frac{3}{2} \rangle = 0.$$

From these relations, we obtain

$$\langle \frac{3}{2} \| O(\Gamma_{3g}, l, \theta) \| \frac{3}{2} \rangle = -\langle \frac{1}{2} \| O(\Gamma_{3g}, l, \theta) \| \frac{1}{2} \rangle,$$

$$\langle \frac{3}{2} \| O(\Gamma_{3g}, l, \theta) \| \frac{3}{2} \rangle = -\langle \frac{1}{2} \| O(\Gamma_{3g}, l, \xi) \| \frac{3}{2} \rangle,$$

and

$$\begin{aligned} A'(\Gamma_{3g}, \theta) &= A(\Gamma_{3g}, \theta), \\ A(\Gamma_{3g}, \xi) &= A(\Gamma_{3g}, \theta). \end{aligned} \quad (10)$$

In conclusion, we have shown that the only matrix elements we have to calculate are those included in  $A(\Gamma_{3g}, \theta)$  and  $A(\Gamma_{5g}, 0)$ .

### C. Dependence of Relaxation Times on Orientation of Magnetic Field

The diagonalization of the Zeeman Hamiltonian gives the eigenstates  $|a\rangle$ ,  $|b\rangle$ ,  $|c\rangle$ , and  $|d\rangle$  as linear combinations of  $|M\rangle$  states. Let us write

$$\begin{aligned} |d\rangle &= d_1 \| \frac{3}{2} \rangle + d_2 \| \frac{1}{2} \rangle + d_3 \| -\frac{1}{2} \rangle + d_4 \| -\frac{3}{2} \rangle, \\ |b\rangle &= b_1 \| \frac{3}{2} \rangle + b_2 \| \frac{1}{2} \rangle + b_3 \| -\frac{1}{2} \rangle + b_4 \| -\frac{3}{2} \rangle, \\ \pm |a\rangle &= -b_4^* \| \frac{3}{2} \rangle + b_3^* \| \frac{1}{2} \rangle - b_2^* \| -\frac{1}{2} \rangle + b_1^* \| -\frac{3}{2} \rangle, \\ \pm |c\rangle &= -d_4^* \| \frac{3}{2} \rangle + d_3^* \| \frac{1}{2} \rangle - d_2^* \| -\frac{1}{2} \rangle + d_1^* \| -\frac{3}{2} \rangle. \end{aligned}$$

The two latter states are deduced by time-reversal operation on the former. We choose the sign plus or minus, respectively, as  $j=15/2$  modulus 2, or  $J=13/2$  modulus 2. The orthogonality of these vectors requires

$$b_4 d_1 + b_2 d_3 = b_3 d_2 + b_1 d_4,$$

and

$$b_1^* d_1 + b_2^* d_2 + b_3^* d_3 + b_4^* d_4 = 0.$$

Then,

$$\begin{aligned} \pm \langle a | V_{OL} | d \rangle &= (-b_4 d_1 + b_1 d_4) \langle \frac{3}{2} \| V_{OL} \| \frac{3}{2} \rangle \\ &+ (b_3 d_2 - b_2 d_3) \langle \frac{1}{2} \| V_{OL} \| \frac{1}{2} \rangle \\ &+ (b_3 d_1 - b_1 d_3) \langle \frac{3}{2} \| V_{OL} \| \frac{3}{2} \rangle \\ &+ (-b_4 d_2 + b_2 d_4) \langle \frac{3}{2} \| V_{OL} \| \frac{1}{2} \rangle \\ &+ (-b_2 d_1 + b_1 d_2) \langle -\frac{1}{2} \| V_{OL} \| \frac{3}{2} \rangle \\ &+ (-b_4 d_3 + b_3 d_4) \langle \frac{1}{2} \| V_{OL} \| -\frac{3}{2} \rangle. \end{aligned}$$

Using Eqs. (9) and (10), we obtain

$$\begin{aligned} \Delta_{ad}^2 &= \{4| -b_4 d_1 + b_1 d_4|^2 \\ &+ | -b_2 d_1 + b_1 d_2 - b_4 d_3 + b_3 d_4|^2\} [A(\Gamma_{3g}, \xi)]^2 \\ &+ \{2| b_3 d_1 - b_1 d_3|^2 + 2| -b_4 d_2 + b_2 d_4|^2 \\ &+ | -b_2 d_1 + b_1 d_2 + b_4 d_3 - b_3 d_4|^2\} [A(\Gamma_{5g}, 0)]^2. \end{aligned}$$

The expression of  $\Delta_{bd}^2$  is deduced from that of  $\Delta_{ad}^2$  by replacing  $b_1$ ,  $b_2$ ,  $b_3$ , and  $b_4$  with  $b_4^*$ ,  $-b_3^*$ ,  $b_2^*$ , and  $-b_1^*$ , respectively.

We can now establish the angular variation of the relaxation times in an actual case using Eq. (8), where the values of  $(E_d - E_a)$  and  $(E_b - E_a)$  can be obtained from Ref. 2. We see that, as group theory predicts, two terms,  $A(\Gamma_{3g}, \xi)$  and  $A(\Gamma_{5g}, \theta)$ , are sufficient to describe the one-phonon process.

### D. Two-Phonon Processes

The transition probability for the two-phonon process between the Kramer's conjugate states is not zero. The return to equilibrium after the perturbation of the populations is not so simple as it was for the direct process. With the same notations as before, the  $G$  operator of Eq. (7) has three nonzero eigenvalues,  $r_2$ ,  $r_3$ , and  $r_4$ , from which we deduced the three relaxation times,

$$1/\tau_1 = -r_2, \quad 1/\tau_2 = -r_3, \quad 1/\tau_3 = -r_4.$$

Let us consider the case in which  $kT$  is much larger than the Zeeman splitting of the  $\Gamma_8$  levels. In these conditions, we find

$$\begin{aligned} 1/\tau_1 &= 2(W_{db} + W_{da}), \\ 1/\tau_2 &= W_{db} + W_{da} + W_{ba} + W_{dc} \\ &+ [(W_{db} - W_{da})^2 + (W_{ba} - W_{dc})^2]^{1/2}, \quad (11) \\ 1/\tau_3 &= W_{db} + W_{da} + W_{ba} + W_{dc} \\ &- [(W_{db} - W_{da})^2 + (W_{ba} - W_{dc})^2]^{1/2}. \end{aligned}$$

The expression for the transition probabilities are given, for instance, in Ref. 5. Without going into detail, we point out that, in addition to the Orbach process, the Raman process can give three terms with different temperature dependence, due to the fact that the ground state is  $\Gamma_8$ . The  $T^9$  and  $T^5$  terms, characteristic of a Kramers ion, both appear since there exist, respectively, far-excited and near-excited ( $\Gamma_8$  itself) levels.<sup>11</sup> The  $T^7$  term appears because, inside the  $\Gamma_8$  quartet, the transition probabilities between non-Kramers-conjugate levels are nonzero. It is clear that, in an actual case and for a given temperature range, one or two of these terms dominate and some of the transition probabilities which appear in Eq. (11) can be neglected. In Sec. IV, we shall give the results of the calculation for the case of  $\text{MgO:Er}^{3+}$ . This calculation will be also greatly simplified owing to relations analogous to (9) and (10) between matrix elements.

IV. APPLICATION TO  $\text{MgO}:\text{Er}^{3+}$ 

The ground level of the  $4f^{11}$  configuration of  $\text{Er}^{3+}$  is  $^4I_{15/2}$ . In the octahedral-crystal field of  $\text{MgO}$ , the degeneracy of this  $J=15/2$  state is partially removed (Fig. 2). Lea *et al.*<sup>24</sup> have calculated the energies and eigenfunctions of the crystalline levels as a function of the parameter  $x$  characterizing the relative importance of the fourth- and sixth-order terms of the crystalline Hamiltonian. For  $J=15/2$ , the eigenfunctions of the  $\Gamma_8$  ground quartet depend on the  $x$  value, because  $\Gamma_8$  appears three times in the reduction of  $\mathfrak{D}_{15/2}$ . The effect of the magnetic field is described by two parameters called  $P$  and  $Q$  by Ayant *et al.*<sup>2</sup> The values deduced from the experimental spectra are given by<sup>3</sup>

$$P=4.927, \quad Q=1.925, \quad x=0.71.$$

From the quadratic Zeeman effect, Descamps and Merle d'Aubigné have determined the scale of the cubic-field splitting ( $W=1.66 \text{ cm}^{-1}$ ; in the Lea Leask and Wolf notation). Figure 2 gives the energies of the various levels.

The eigenstates of the  $\Gamma_8$  ground quartet for the magnetic field parallel to  $\langle 100 \rangle$  are given by<sup>21</sup>

$$\begin{aligned} |\pm \frac{3}{2}\rangle &= \alpha_{13/2} |\mp \frac{13}{2}\rangle + \alpha_{5/2} |\mp \frac{5}{2}\rangle + \alpha_{3/2} |\pm \frac{3}{2}\rangle + \alpha_{11/2} |\pm \frac{11}{2}\rangle, \\ |\pm \frac{1}{2}\rangle &= \alpha_{15/2} |\mp \frac{15}{2}\rangle + \alpha_{7/2} |\mp \frac{7}{2}\rangle + \alpha_{1/2} |\pm \frac{1}{2}\rangle + \alpha_{9/2} |\pm \frac{9}{2}\rangle; \\ \alpha_{13/2} &= 0.0270, \quad \alpha_{5/2} = 0.1845, \\ \alpha_{3/2} &= -0.2309, \quad \alpha_{11/2} = 0.9549, \\ \alpha_{15/2} &= 0.0331, \quad \alpha_{7/2} = 0.4698, \\ \alpha_{1/2} &= -0.4456, \quad \alpha_{9/2} = 0.7613. \end{aligned}$$

With these values and the results of Sec. III, we obtain

$$\begin{aligned} A(\Gamma_{3g}, \xi) &= [2.551V(\Gamma_{3g}, 2) \\ &\quad + 2.398V(\Gamma_{3g}, 4) - 7.094V(\Gamma_{3g}, 6)] \times 10^{-2}, \\ A(\Gamma_{5g}, 0) &= [-4.742V(\Gamma_{5g}, 2) - 0.913V(\Gamma_{5g}, 4) \\ &\quad + 5.545V(\Gamma_{5g}, 6, A) + 8.357V(\Gamma_{5g}, 6, B)] \times 10^{-2}. \end{aligned}$$

To estimate the  $V(\Gamma_a, la)$ , we shall use the spectroscopic results. As we have seen, the quadratic Zeeman effect has given the scale of the cubic-field splitting, and the parameter  $x$  has given the ratio between fourth-order and sixth-order terms of the crystalline field. Using the point-charge contribution of the nearest neighbors only, we obtain<sup>25</sup>

$$\frac{ee'\langle r^4 \rangle}{R^5} = -\frac{16}{7} \frac{Wx}{\beta_J F(4)},$$

<sup>24</sup> R. R. Lea, M. J. M. Leask, and W. P. Wolf, J. Phys. Chem. Solids **23**, 1381 (1962).

<sup>25</sup> If one takes into account the contribution of all neighbors until the fifth, these values are only affected by  $\sim 2\%$  for the fourth-order terms and  $6\%$  for the sixth-order terms.

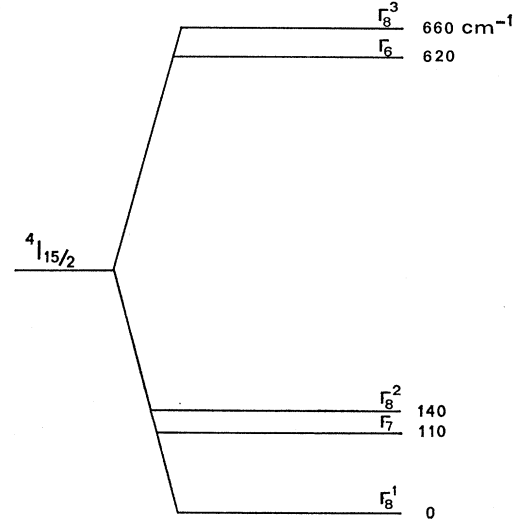


FIG. 2. Crystal-field splitting of the  $^4I_{15/2}$  ground term of  $\text{Er}^{3+}$  in  $\text{MgO}$ .

and

$$\frac{R^2 \langle r^4 \rangle}{\langle r^6 \rangle} = \frac{3}{28} \frac{F(6)}{F(4)} \frac{\gamma_J}{\beta_J} (1 - |x|).$$

With the experimental values of  $W$  and  $x$ , we deduce

$$\frac{ee'\langle r^4 \rangle}{R^5} = -1010 \text{ cm}^{-1} \quad \text{and} \quad \frac{ee'\langle r^6 \rangle}{R^7} = -360 \text{ cm}^{-1}. \quad (12)$$

These values must be compared with

$$\frac{ee'\langle r^4 \rangle}{R^5} = -500 \text{ cm}^{-1}, \quad \frac{ee'\langle r^6 \rangle}{R^7} = -110 \text{ cm}^{-1}, \quad (13)$$

obtained with  $e' = -2e$ ,  $R = 2.1 \text{ \AA}$  (the lattice parameter of pure  $\text{MgO}$ ), and the values  $\langle r^4 \rangle = 1.126a_0^4$  and  $\langle r^6 \rangle = 3.978a_0^6$  for the free ion given by Freeman and Watson.<sup>26</sup>

The difference between the values (12) and (13) can be explained by several effects. First, because the ionic radius of  $\text{Er}^{3+}$  ( $1.04 \text{ \AA}$ ) is greater than that of  $\text{Mg}^{2+}$  ( $0.78 \text{ \AA}$ ), and because  $\text{Er}^{3+}$  has an extra charge, the value of  $R$  can be modified. The magnitude of this modification has been calculated by Borg and Ray, and the result shows that  $R$  is reduced by about  $10\%$ .<sup>27</sup> This correction gives a better agreement between (12) and (13). Second, the values of  $\langle r^n \rangle$  in a solid can be different from the values for the free ion. It was found, for instance in  $\text{PrCl}_3$ , that these values are increased many times.<sup>28</sup> Those modifications are very sensitive to the chemical bonding and must be evaluated for each particular case.

<sup>26</sup> A. J. Freeman and R. E. Watson, Phys. Rev. **127**, 2058 (1962).

<sup>27</sup> M. Borg and D. K. Ray, Phys. Rev. (to be published).

<sup>28</sup> M. T. Hutchings and D. K. Ray, Proc. Phys. Soc. (London) **81**, 663 (1963).

where  $V_{OL}(\Gamma_\alpha, \beta)$  is the part of  $V_{OL}$  corresponding to the  $\beta$ th component of the  $\Gamma_\alpha$  representation and where  $||\Gamma_n, m'\rangle$  are the excited states. Table II gives the values of the  $\lambda_i$  for the various terms. These values are calcu-



lated with the following states<sup>29</sup>:

$$\begin{aligned} \|\Gamma_7, \pm\frac{1}{2}\rangle &= 0.6332|\mp\frac{1}{2}, \frac{3}{2}\rangle + 0.5819|\mp\frac{5}{2}\rangle \\ &\quad - 0.4507|\pm\frac{3}{2}\rangle - 0.2393|\pm\frac{1}{2}, \frac{1}{2}\rangle, \\ \|\Gamma_8^{(2)}, \pm\frac{1}{2}\rangle &= 0.0677|\mp\frac{1}{2}, \frac{5}{2}\rangle + 0.7534|\mp\frac{7}{2}\rangle \\ &\quad - 0.2400|\pm\frac{1}{2}\rangle - 0.6084|\pm\frac{3}{2}\rangle, \\ \|\Gamma_8^{(2)}, \pm\frac{3}{2}\rangle &= 0.7731|\mp\frac{1}{2}, \frac{3}{2}\rangle - 0.4643|\mp\frac{5}{2}\rangle \\ &\quad + 0.3995|\pm\frac{3}{2}\rangle + 0.1644|\pm\frac{1}{2}, \frac{1}{2}\rangle. \end{aligned}$$

It is then possible, with the values given by (14), to evaluate the transition probabilities for the various two-phonon processes. We obtain

$$\begin{aligned} W_{ba}^R &= 1.9 \times 10^{-9} T^9, & W_{dc}^R &= 0.61 \times 10^{-9} T^9, \\ W_{da}^R &= 4.7 \times 10^{-7} T^7, & W_{db}^R &= 7.9 \times 10^{-7} T^7, \\ W_{ba}^O &= 1.9 \times 10^9 e^{-158/T} + 3 \times 10^9 e^{-202/T}, \\ W_{dc}^O &= 0.4 \times 10^9 e^{-158/T} + 1.5 \times 10^9 e^{-202/T}, \\ W_{da}^O &= 1.5 \times 10^9 e^{-158/T} + 2.9 \times 10^9 e^{-202/T}, \\ W_{db}^O &= 2.6 \times 10^9 e^{-158/T} + 4.8 \times 10^9 e^{-202/T}, \\ W_{ba}^{BO} &= W_{dc}^{BO} = 1.9 \times 10^{-4} T^5, \end{aligned}$$

where  $W_{ij}^R$ ,  $W_{ij}^O$ , and  $W_{ij}^{BO}$ , are, respectively, the transition probabilities between the  $i$  and  $j$  states due to the Raman, Orbach, and Blume-Orbach<sup>11</sup> processes.

With these values and Eqs. (10), we have calculated the relaxation times associated with each process. We have found that, for temperatures below 55°K, the Orbach process is dominant and the relaxation times are of the order of  $10^{10} \times e^{-158/T}$ . This result indicates that the Orbach and the direct processes are of the same order of magnitude for  $T \sim 11^\circ\text{K}$ .

## V. EXPERIMENTS AND RESULTS

Figure 3 shows a block diagram of the experimental apparatus which was constructed by Berthier.<sup>30</sup> It can be used either to invert the populations by fast adiabatic passage or to saturate the transitions.

The microwave frequency was about 9100 MHz for all the measurements. The temperature of the sample was varied in the 1.3–4.2°K range and was measured by the vapour pressure at the surface of the liquid-helium bath. The crystals were obtained from Semi-Elements Inc. and are nominally doped with 0.3%  $\text{Er}^{3+}$ . The recovery signals were nonexponential at any temperature, but they were always fitted by a sum of two exponentials with equal weight, as the theory predicted:

$$S = S_0(e^{-t/\tau_1} + e^{-t/\tau_2}), \quad (\tau_1 < \tau_2).$$

The cross relaxation was ruled out because (i) the time constants of the two exponentials vary with the temperature; (ii) the shortest time constant is unaffected by a variation of the duration of the saturation,

<sup>29</sup> E. Belorizky (private communication).

<sup>30</sup> Y. Berthier, thesis, Faculté des Sciences, Grenoble, 1966 (unpublished).

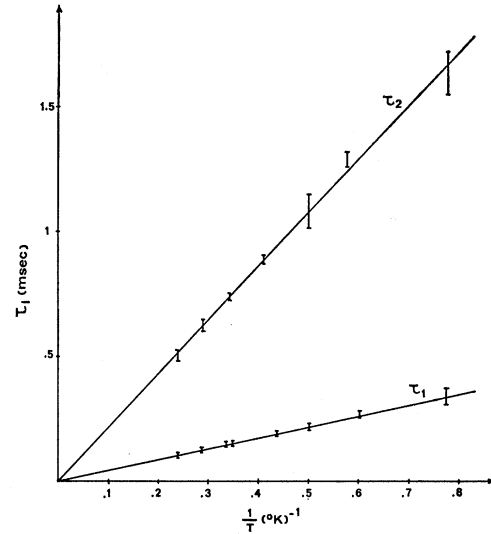


FIG. 4. Temperature dependence of the two relaxation times.

(iii) the relaxation times are short, reducing the influence of fast relaxing ion which could possibly be present; and (iv) the angular variation follows the theory very well.

The longer relaxation time was obtained by use of the pulse-saturation technique which gives a better stability of the base line. In the tail of the recovery signal, the variation due to the first exponential is negligible and the points fall very well on a straight line on a semilog plot. The slope of this line is  $\tau_2$ . The shorter time was deduced from measurements with fast adiabatic passage which gives a signal about twice as large. Just after the inversion, the points of the decay curve fall on a straight line on a semi-log plot. The value of  $\tau_1$  can easily be deduced from the slope (but is not identical to it) of this straight line and from the  $\tau_2$  value.<sup>31</sup>

Figure 4 shows the temperature variation of  $\tau_1$  and  $\tau_2$  when  $\mathbf{H}$  is parallel to  $\langle 100 \rangle$ . These results are fitted by

$$\tau_2 T = (2.2 \pm 0.1) \times 10^{-3} \text{ sec}^\circ\text{K},$$

$$\tau_1 T = (0.44 \pm 0.04) \times 10^{-3} \text{ sec}^\circ\text{K}.$$

TABLE II. Values of the  $\lambda_i$  coefficients of Eq. (15).

$\Gamma_8^{(1)}, m$	$\Gamma_{n,m'}$	$\Gamma_{\alpha,\beta}$	$\lambda_2$	$\lambda_4$	$\lambda_{6a}$	$\lambda_{6b}$
$\Gamma_8^{(1)}, -\frac{1}{2}$	$\Gamma_7, \frac{1}{2}$	$\Gamma_{30}, \xi$	2.01	3.34	-1.75	0
$\Gamma_8^{(1)}, \frac{3}{2}$	$\Gamma_7, \frac{1}{2}$	$\Gamma_{40}, 0$	0	-2.03	-2.75	0
$\Gamma_8^{(1)}, -\frac{1}{2}$	$\Gamma_7, \frac{1}{2}$	$\Gamma_{60}, 0$	-4.73	4.85	2.83	5.78
$\Gamma_8^{(1)}, \frac{3}{2}$	$\Gamma_8^{(2)}, \frac{3}{2}$	$\Gamma_{10}$	0	0.60	-3.68	0
$\Gamma_8^{(1)}, \frac{3}{2}$	$\Gamma_8^{(2)}, \frac{3}{2}$	$\Gamma_{30}, \theta$	1.86	3.32	-0.55	0
$\Gamma_8^{(1)}, \frac{3}{2}$	$\Gamma_8^{(2)}, \frac{3}{2}$	$\Gamma_{40}, 0$	0	2.36	5.98	0
$\Gamma_8^{(1)}, -\frac{1}{2}$	$\Gamma_8^{(2)}, \frac{1}{2}$	$\Gamma_{40}, 0$	0	-3.68	0.65	0
$\Gamma_8^{(1)}, -\frac{1}{2}$	$\Gamma_8^{(2)}, \frac{3}{2}$	$\Gamma_{60}, 0$	7.61	2.05	-0.31	-9.29
$\Gamma_8^{(1)}, \frac{3}{2}$	$\Gamma_8^{(2)}, -\frac{1}{2}$	$\Gamma_{60}, 0$	4.49	1.99	-6.71	-2.62

<sup>31</sup> C. Jacolin, thesis, Faculté des Sciences, Grenoble, 1968 (unpublished).

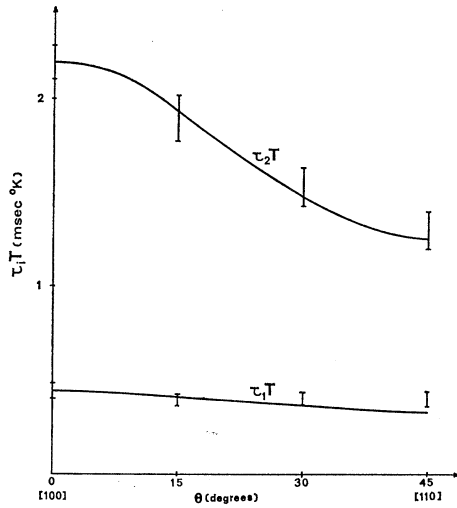


FIG. 5. Experimental angular variation of the products  $\tau_i T$ . The magnetic field lies in a  $\{100\}$  plane and  $\theta$  is the angle between  $\mathbf{H}$  and  $(100)$ . The solid lines correspond to the theoretical results, the values of the parameters  $A(\Gamma_{5g}, \xi)$  and  $A(\Gamma_{5g}, 0)$  being determined from the measured values of  $\tau_1$  and  $\tau_2$  for  $\mathbf{H}$  parallel to  $(100)$ .

The angular variation of the products  $\tau_i T$  when  $\mathbf{H}$  lies in a  $\{100\}$  plane and makes an angle  $\theta$  with  $(100)$  is shown on Fig. 5.

When  $\mathbf{H}$  is parallel to  $\langle 111 \rangle$ , it is not possible to distinguish between  $\tau_1$  and  $\tau_2$ . We can only conclude that  $\tau_1 T \lesssim 0.6 \times 10^{-3} \text{ sec } ^\circ\text{K}$  and  $\tau_2 T \lesssim 0.65 \times 10^{-3} \text{ sec } ^\circ\text{K}$ .

In order to compare the theoretical and experimental angular variations, we have used the experimental values of  $\tau_i T$  for  $\mathbf{H}$  parallel to  $(100)$  to determine  $A(\Gamma_{3g}, \xi)$  and  $A(\Gamma_{5g}, 0)$ , and we have found

$$\begin{aligned} A(\Gamma_{5g}, 0) &= 240 \pm 6 \text{ cm}^{-1}, \\ A(\Gamma_{3g}, \xi) &= 230 \pm 23 \text{ cm}^{-1}. \end{aligned}$$

We have calculated the products  $\tau_i T$  for other field directions. The results are given in rows 3 and 4 of Table I and are represented by the curve on Fig. 5. For  $\mathbf{H}$  parallel to  $\langle 111 \rangle$ , we find  $\tau_1 T = 0.3 \times 10^{-3} \text{ sec } ^\circ\text{K}$  and  $\tau_2 T = 0.8 \times 10^{-3} \text{ sec } ^\circ\text{K}$ .

The experimental results confirm some theoretical conclusions: (i) The one-phonon process is dominant in the investigated temperature range; (ii) the angular variation follows the theoretical predictions very well; and (iii) the experimental and theoretical ratios between the long- and the short-relaxation times are comparable. For  $\mathbf{H}$  parallel to  $\langle 100 \rangle$ ,

$$\left(\frac{\tau_2}{\tau_1}\right)_{\text{exp}} = 5.0 \quad \text{and} \quad \left(\frac{\tau_2}{\tau_1}\right)_{\text{th}} \sim 6.8.$$

The agreement between the absolute values of the relaxation times is not very good; there is a ratio of 4, with the theoretical relaxation rate smaller than the experimental one. The cross relaxation has already been ruled out as a possibility for the discrepancy. We also

reject the possibility that the value of the average sound velocity (to which the theoretical results depend sensitively) is not correct: The value adopted comes from a sophisticated averaging on the 13 special directions of cubic symmetry<sup>21,32</sup> and must be correct. Also, we have used the static values of  $ee'\langle r^n \rangle / R^{n+1}$  ( $n=4, 6$ ) deduced from spectroscopic measurements, and it is not impossible, although highly unlikely, that the dynamic values are different.

We feel that the major part of the discrepancy probably comes from the second-order term for which we have taken  $R=2.1 \text{ \AA}$  (the unperturbed lattice value) and  $\alpha=0.5$ . We have already indicated that the modification of the value of  $R$ , calculated in Ref. 27, is about 10%. The value of  $\alpha=0.5$  is not precise and was chosen from the results obtained by Barnes *et al.*<sup>33</sup> for  $\text{Tm}^{3+}$  (the neighbor of Er in the periodic table). They have found  $\alpha=0.7$  and  $\alpha=0.4$ , respectively, for  $\text{TmES}$  and  $\text{Tm}_2\text{O}_3$ . More information would be necessary to determine the correct values of these factors. In particular, the determination of the  $V(\Gamma_a, l, a)$  themselves would be of great interest. The relaxation-time measurements inside the ground quartet alone cannot give these values. Measurements of the Orbach process would have given complementary information. But, as we have seen in Sec. IV, for this purpose it would be necessary to go above  $11^\circ\text{K}$ , a temperature range where the relaxation time is too short to be accurately measured with our apparatus.

When one looks into details of the calculation of the angular variation, one sees that the  $\Delta_{ad}^2$  and  $\Delta_{bd}^2$  are almost constant in the angular range investigated and that the anisotropy comes from the anisotropy of the spectrum [via the  $(E_d - E_a)/\hbar$  terms in Eq. (8)]. The small variation of the  $\Delta_{ad}^2$  and  $\Delta_{bd}^2$  is a consequence of the near equality of  $A(\Gamma_{3g}, \xi)$  and  $A(\Gamma_{5g}, 0)$  which is not a specific property of the  $\Gamma_8$  quartet.

## VI. CONCLUSION

In this paper, we have shown that, by simple group theoretical considerations and without the necessity of finding normal modes of the clusters, it is possible to get the formal expression for the orbit-lattice Hamiltonian in the case of rare-earth ions. With this description, the calculation of the contribution of several shells of neighbors can easily be made. We have particularized the expression for  $O_h$  symmetry, but it is very easy to apply these results to any symmetry group. The method developed in the Appendix will permit the treatment of some problems where the determination of the cluster normal modes is too difficult. We have also shown that *all* the matrix elements of the orbit-lattice interaction can be related to usual tabulated matrix elements, thus, simplifying the calculations greatly.

<sup>32</sup> J. Rosset, Ph.D. Thesis, Faculté des Sciences, Grenoble, 1968 (unpublished).

<sup>33</sup> R. G. Barnes, R. L. Mossbauer, E. Kankeleit, and J. M. Pointdexter, Phys. Rev. **136**, A175 (1964).

The special case of a  $\Gamma_8$  quarter as a ground state was treated and compared to the experimental results of relaxation-time measurements. The two relaxation times predicted by the theory were clearly observed, and their ratio is nearly equal to the theoretical one. The observed angular variation is also very well explained. There is, however, a factor of 4 difference between theoretical and experimental values, and some complementary experiments on the  $\text{MgO}:\text{Er}^{3+}$  system will be necessary to explain this discrepancy.

#### ACKNOWLEDGMENTS

It is a pleasure for the authors to thank Dr. T. Ray, Dr. D. K. Ray, and Professor Y. Ayant for very stimulating discussions and for reading the manuscript.

#### APPENDIX: CALCULATION OF $V(\Gamma_\alpha, l, a)$ PARAMETERS

The energy of an electron at a point  $\mathbf{r}(r, \theta, \phi)$  due to charges  $q_i$  at  $\mathbf{R}_i(R_i, \theta_i, \phi_i)$  is given by<sup>34</sup>

$$V(r, \theta, \varphi) = -\sum_i eq_i \sum_{l=0}^{\infty} \frac{r^l}{R_i^{l+1}} \sum_{m,t} \frac{4\pi}{2l+1} \times Z_{lm}^t(\theta_i, \varphi_i) Z_{lm}^t(\theta, \varphi), \quad (\text{A1})$$

where  $Z_{lm}^t(\theta, \phi)$  are the tesseral harmonics defined as

$$\begin{aligned} t=0: & \quad Z_{l0}^0 = Y_l^0, \\ t=c: & \quad Z_{lm}^c = (1/\sqrt{2})[Y_l^{-m} + (-)^m Y_l^m], \\ t=s: & \quad Z_{lm}^s = (i/\sqrt{2})[Y_l^{-m} - (-)^m Y_l^m]. \end{aligned}$$

We write Eq. (A1) as

$$V(r, \theta, \varphi) = \sum_{l,m,t} r^l \gamma_{lm}^t Z_{lm}^t(\theta, \varphi), \quad (\text{A2})$$

with

$$\gamma_{lm}^t = -\sum_i \frac{4\pi eq_i}{2l+1} \frac{Z_{lm}^t(\theta_i, \varphi_i)}{R_i^{l+1}}.$$

Only the  $\gamma_{lm}^t$  depend on the positions of the charges.

The parameters  $V(\Gamma_\alpha, l, a)$  are defined, from Eqs. (4) and (A2), by

$$\begin{aligned} \sum_{l,a} V(\Gamma_\alpha, l, a) C(\Gamma_\alpha, l, a, \beta) &= \left[ \frac{\partial V}{\partial \sigma(\Gamma_\alpha, \beta)} \right]_{\text{eq}} \\ &= \sum_{l,m,t} r^l Z_{lm}^t(\theta, \varphi) \left[ \frac{\partial \gamma_{lm}^t}{\partial \sigma(\Gamma_\alpha, \beta)} \right]_{\text{eq}}. \quad (\text{A3}) \end{aligned}$$

As the  $C(\Gamma_\alpha, l, a, \beta)$  are linear combinations of spherical harmonics, they can be expressed in terms of tesseral harmonics. The values of the  $V(\Gamma_\alpha, l, a)$  are then found by equating the coefficients of the tesseral harmonics in Eq. (A3).

<sup>34</sup> M. T. Hutchings, in *Solid State Physics*, edited by F. Seitz and D. Turnbull (Academic Press Inc., New York, 1964), Vol. 16, p. 227.

To calculate the derivatives  $\partial \gamma_{lm}^t / \partial \sigma(\Gamma_\alpha, \beta)$ , one writes the  $\gamma_{lm}^t$  in terms of Cartesian coordinates of the position of the charge

$$\gamma_{lm}^t = A_{lm}^t \sum_i f_{lm}^t(X_i, Y_i, Z_i) = A_{lm}^t \sum_i f_i,$$

and one uses the formula

$$\begin{aligned} \frac{\partial \gamma_{lm}^t}{\partial \sigma(\Gamma_\alpha, \beta)} &= A_{lm}^t \sum_{i,u,v} \frac{\partial f_i}{\partial X_i} \frac{\partial X_i}{\partial \sigma_{uv}} \frac{\partial \sigma_{uv}}{\partial \sigma(\Gamma_\alpha, \beta)} \\ &+ \frac{\partial f_i}{\partial Y_i} \frac{\partial Y_i}{\partial \sigma_{uv}} \frac{\partial \sigma_{uv}}{\partial \sigma(\Gamma_\alpha, \beta)} + \frac{\partial f_i}{\partial Z_i} \frac{\partial Z_i}{\partial \sigma_{uv}} \frac{\partial \sigma_{uv}}{\partial \sigma(\Gamma_\alpha, \beta)}, \end{aligned}$$

where the  $\partial X_i / \partial \sigma_{uv}$  are obtained from the definition of  $\sigma_{uv}$  given in Eq. (1), and the  $\partial \sigma_{uv} / \partial \sigma(\Gamma_\alpha, \beta)$  are easily deduced, for each symmetry group, from the definition of the  $\sigma(\Gamma_\alpha, \beta)$  themselves. For the  $O_h$  group, the  $\sigma(\Gamma_\alpha, \beta)$  are defined as<sup>19</sup>

$$\begin{aligned} \sigma(\Gamma_{1g}) &= \epsilon(\Gamma_{1g}) = (1/\sqrt{2})(\epsilon_{xx} + \epsilon_{yy} + \epsilon_{zz}), \\ \sigma(\Gamma_{3g}, \xi) &= \epsilon(\Gamma_{3g}, \xi) = (\sqrt{3}/2)(\epsilon_{xx} - \epsilon_{yy}), \\ \sigma(\Gamma_{3g}, \theta) &= \epsilon(\Gamma_{3g}, \theta) = \frac{1}{2}(2\epsilon_{zz} - \epsilon_{xx} - \epsilon_{yy}); \\ \sigma(\Gamma_{4g}, 1) &= -(i/2)(\frac{3}{2})^{1/2}[\sigma_{yz} - \sigma_{zy} + i(\sigma_{zx} - \sigma_{xz})], \\ \sigma(\Gamma_{4g}, 0) &= (i\sqrt{3}/2)(\sigma_{xy} - \sigma_{yx}), \\ \sigma(\Gamma_{4g}, -1) &= (i/2)(\frac{3}{2})^{1/2}[\sigma_{yz} - \sigma_{zy} - i(\sigma_{zx} - \sigma_{xz})]; \\ \sigma(\Gamma_{5g}, 1) &= \epsilon(\Gamma_{5g}, 1) = -i(\frac{3}{2})^{1/2}(\epsilon_{yz} + i\epsilon_{zx}), \\ \sigma(\Gamma_{5g}, 0) &= \epsilon(\Gamma_{5g}, 0) = i\sqrt{3}\epsilon_{xy}, \\ \sigma(\Gamma_{5g}, -1) &= \epsilon(\Gamma_{5g}, -1) = i(\frac{3}{2})^{1/2}(\epsilon_{yz} - i\epsilon_{zx}). \end{aligned}$$

As an illustration, we calculate  $V(\Gamma_{3g}, 6)$  in the case of  $O_h$  group. From tables of Ref. 19, we find

$$C(\Gamma_{3g}, 6, \theta) = 2(\pi/13)^{1/2}[(7^{1/2}/2\sqrt{2})Z_{60}^0 + (1/2\sqrt{2})Z_{64}^c].$$

From Eq. (A3), we obtain

$$V(\Gamma_{3g}, 6) \left( \frac{7\pi}{26} \right)^{1/2} = r^6 \left[ \frac{\partial \gamma_{60}^0}{\partial \sigma(\Gamma_{3g}, \theta)} \right]_{\text{eq}}.$$

From Ref. 34, and with the same charge  $e'$  for all the neighboring ions of the same shell,

$$\begin{aligned} \gamma_{60}^0 &= -\frac{ee'}{8} \left( \frac{\pi}{13} \right)^{1/2} \\ &\times \sum_i \frac{231Z_i^6 - 315Z_i^4 R_i^2 + 105Z_i^2 R_i^4 - 5R_i^6}{R_i^{13}} \\ &= A_{60}^0 \sum_i f_i. \end{aligned}$$

We then calculate

$$\frac{\partial f_i}{\partial X_i} = \left[ -\frac{(231)(13Z_i^6)}{R_i^{15}} + \frac{(315)(11Z_i^4)}{R_i^{13}} - \frac{(105)(9Z_i^2)}{R_i^{11}} + \frac{5X_i^7}{R_i^9} \right] X_i = G_i X_i,$$

$$\frac{\partial f_i}{\partial Y_i} = G_i Y_i,$$

$$\frac{\partial f_i}{\partial Z_i} = G_i Z_i + [(231)(6Z_i^4) - (315)(4Z_i^2 R_i^2)$$

$$+ (105)(2R_i^4)] \frac{Z_i}{R_i^{13}}.$$

We have, in addition,

$$\frac{\partial \epsilon_{xx}}{\partial \epsilon(\Gamma_{3\theta}, \theta)} = \frac{\partial \epsilon_{yy}}{\partial \epsilon(\Gamma_{3\theta}, \theta)} = -\frac{1}{3}, \quad \frac{\partial \epsilon_{zz}}{\partial \epsilon(\Gamma_{3\theta}, \theta)} = \frac{2}{3},$$

$$\frac{\partial X_i}{\partial \epsilon_{xx}} = X_i^0, \quad \frac{\partial Y_i}{\partial \epsilon_{yy}} = Y_i^0, \quad \frac{\partial Z_i}{\partial \epsilon_{zz}} = Z_i^0,$$

so that

$$\frac{\partial \gamma_{60}^0}{\partial \epsilon(\Gamma_{3\theta}, \theta)} = A_{60}^0 \sum_i \frac{1}{3} \left\{ (2Z_i^2 - X_i^2 - Y_i^2) G_i + \frac{2Z_i^2}{R_i^{13}} [(231)(6Z_i^4) - (315)(4Z_i^2 R_i^2) + (105)(2R_i^4)] \right\}.$$

For sixfold coordination, one obtains easily

$$V(\Gamma_{3\theta}, 6) = 7(7/2)^{1/2} (ee' \langle r^6 \rangle / R^7).$$

For eightfold coordination,

$$V(\Gamma_{3\theta}, 6) = [(16)(14)^{1/2}/9] (ee' \langle r^6 \rangle / R^7).$$

For 12 equivalent neighbors (the second neighbors in CaF<sub>2</sub> and MgO structures, for instance),

$$V(\Gamma_{3\theta}, 6) = [(49)(14)^{1/2}/16] (ee' \langle r^6 \rangle / R^7).$$

The values of the  $V(\Gamma_{\alpha}, l, a)$  for MgO structure used in this paper are, taking into account nearest neighbors up to the fourth,

$$\begin{aligned} V(\Gamma_{1\theta}, 4) &= 5(14/3)^{1/2} (ee' \langle r^4 \rangle / R^5) [1 + (1/8\sqrt{2}) - (8/81\sqrt{3}) - (1/32)], \\ V(\Gamma_{1\theta}, 6) &= 7(ee' \langle r^6 \rangle / R^7) [1 + (13/32\sqrt{2}) + (64/729\sqrt{3}) - (1/128)], \\ V(\Gamma_{3\theta}, 2) &= 6(ee' \langle r^2 \rangle / R^3) [1 + (1/4\sqrt{2}) - (8/27\sqrt{3}) - (1/8)], \\ V(\Gamma_{3\theta}, 4) &= -5(5/3)^{1/2} (ee' \langle r^4 \rangle / R^5) [1 + (37/80\sqrt{2}) + (32/405\sqrt{3}) - (1/32)], \\ V(\Gamma_{3\theta}, 6) &= 7(7/2)^{1/2} (ee' \langle r^6 \rangle / R^7) [1 - (7/64\sqrt{2}) + (32/1701\sqrt{3}) - (1/128)]; \\ V(\Gamma_{4\theta}, 4) &= -2(35/3)^{1/2} (ee' \langle r^4 \rangle / R^5) [1 + (1/8\sqrt{2}) - (8/81\sqrt{3}) - (1/32)], \\ V(\Gamma_{4\theta}, 6) &= 21^{1/2} (ee' \langle r^6 \rangle / R^7) [1 + (13/32\sqrt{2}) + (64/729\sqrt{3}) - (1/128)]; \\ V(\Gamma_{5\theta}, 2) &= 4(ee' \langle r^2 \rangle / R^3) [1 + (1/4\sqrt{2}) - (8/27\sqrt{3}) - (1/8)], \\ V(\Gamma_{5\theta}, 4) &= -2(5/3)^{1/2} (ee' \langle r^4 \rangle / R^5) [1 + (5/4\sqrt{2}) + (40/81\sqrt{3}) - (1/32)], \\ V(\Gamma_{5\theta}, 6, a) &= \frac{1}{2}(35/2)^{1/2} (ee' \langle r^6 \rangle / R^7) [1 + (13/32\sqrt{2}) + (64/729\sqrt{3}) - (1/128)], \\ V(\Gamma_{5\theta}, 6, b) &= \frac{3}{2}(77/2)^{1/2} (ee' \langle r^6 \rangle / R^7) [1 - (17/96\sqrt{2}) + (64/6561\sqrt{3}) - (1/128)]; \end{aligned}$$

where, in the brackets, the  $i$ th term is the contribution of the  $i$ th shell and  $e'$  is the effective charge of the oxygen ions.